



Newsletter No. 11 24th April 2020

School Phone No. 5340 2002

Email: skipton.ps@edumail.vic.gov.au

www.skiptonps.vic.edu.au

***“Educating successful leaders, confident and creative individuals
and active and informed citizens”***

Calendar (new items highlighted in red)

April

27th Monday School Council Meeting -6pm
30th Thursday School Work Pick Up and Drop Off (8:30am-4pm)

May

7th Thursday School Work Pick Up and Drop Off (8:30am-4pm)
14th Thursday School Work Pick Up and Drop Off (8:30am-4pm)

The website calendar has all the dates for the year and is continually updated.

Principal’s Message – Week 1

Thank You

I would like to express my ongoing thanks to families at this challenging time. Thank you for keeping in contact with the school and coming to collect and drop off work on Thursday. It was great to be able to see so many of you and the overall feedback from families has been that each week that we do this new type of learning, we get better at it. I’m sure this will continue throughout Term 2.

Moving Forward

There has already been significant media speculation regarding schools already and this is likely to intensify, with National Cabinet meeting today. Skipton Primary School will follow direct guidelines from the Victorian Department of Education regarding learning in term two. Right now, the school is planning for remote learning to continue for the rest of this term. If there is any major change, I will notify you via Compass.

Online Learning @ Skipton

I’ve attached a one-page document outlining the online tools currently being used across the school. Skipton Primary (like all other schools in the state) has been thrust into remote learning at very short notice, which has reduced schools’ ability to carefully consider all aspects of the new learning format. I will be in touch in the coming weeks regarding our online platforms as we continue to learn more about each of them.

Weekend

Enjoy a restful weekend. I hope all families who wish to, can find an appropriate and meaningful way to commemorate ANZAC Day tomorrow. I know my family will have a candle at the edge of our driveway tomorrow morning at dawn.

Nick

Remote Learning in Term 2

Victoria is taking action to control the spread of COVID-19 and most students are doing online learning from home in Term 2 this year.

To increase the connection between home and school and to support students' education, our school will be using online learning and video conference tools so students can learn from home and continue their educational progress.

What online learning tools will be used by our school?

- **Compass** will be used to communicate with families. Student and family information is transferred from CASES (the Department-provided system) into a user-friendly environment for staff, parents and students.
- **Zoom** will be used for video conferencing in some classrooms. Staff and parent email addresses are used to facilitate Zoom meetings. Zoom data is stored in the US and the school's use of Zoom will be reviewed upon the completion of the remote learning period.
- **Microsoft Teams** will be used to support the connection between home and the school. Staff and student email addresses are used to facilitate membership on Teams.
- **Webex** will be used for video conferencing with some students. Staff and student email addresses are used to facilitate Webex meetings.

How will our school protect privacy?

We will ensure that information is handled in accordance with the school's existing policies.

How can our family be safe online all the time?

As your child will be spending more time online as part of learning from home, playing games and keeping in touch with friends, you may wish to visit the eSafety Commissioner's website for information on keeping your child safe online at <https://www.esafety.gov.au/parents>.

We have taken precautions to ensure that your child is safe while using the systems for learning from home, however, you can also assist by having conversations with your child about eSafety and by ensuring that your child is comfortable raising any issues with you and their teacher.

How can I support my child during learning from home?

For more information and practical tips on how you can support your child while learning from home go to:

- Learning from home information for parents: <https://www.education.vic.gov.au/parents/learning/Pages/home-learning.aspx>
- How to access 'Learning from Home': <https://www.education.vic.gov.au/Documents/school/teachers/teachingresources/How-to-access-learning-from-home-Students-Parents.pdf>

What if I have any questions about learning from home or about my child's information?

If you have a question about learning from home or the systems being used, please contact the school or your child's classroom teacher.

How can I help my child use the video conferencing system safely?

1. Make sure that there is a webcam cover which can hide the webcam from view when the student is not in a live video class (a post-it note, tape or a band-aid can be used as the alternative to a webcam cover).
2. Let a teacher know of any unauthorised access to any class and about any other unusual cyber activity.
3. Talk to your child about cyber safety and ensure they know to inform you and their teacher of any unusual cyber activity or in the unlikely event they are approached by unknown persons online.
4. Help your child understand they should only participate in live video chats that the teacher or a fellow student has invited them to join and immediately leave any live video chats with any unknown persons, and to advise you and their teacher if this occurs. This will also be explained to your child by their teacher.
5. Ensure your child's workstation and surrounding work area is suitable and appropriate. This may involve the use of headphones if you have them.

Garden Roster

We ask that each family take a fortnight to come in when convenient and do some gardening. Jobs include mowing including the nature strip, weeding and sweeping paths. First name in list to coordinate please.

16th April – 29th April: Anthony Mulcahy, Rosie Weatherly, Nina Swanson

30th April – 13th May: Elizabeth Barr, Sarah Meek, Dallas Connell, Simone McAuliffe.

14th May – 27th May: Gemma Molloy, Emily Gilliland, Lisa Wills, Kate Medson

Kelly Sports Backyard Sessions!

Kelly Sports now have Virtual Sports Sessions that kids can participate in from their very own backyard!

WHAT: Soccer, Netball, Cricket & Footy Sessions (more sports to come!)

WHO: Boys & Girls, Prep to Grade 6. Suitable for 1 child on their own, or many at the same time!

WHEN: Anytime you'd like!

WHERE: From the comfort of your own home/backyard, whatever the size!

WHY: Because we still want the kids to stay active, healthy, learn new skills & most importantly, HAVE FUN!

EQUIPMENT: Simply a tablet/laptop to follow the session from and very minimal sports equipment

COST: Only \$10 (+ GST) per video/session!














ENROL: Online at www.kellysports.com.au (postcode 3350)

QUERIES: Call Dom on 0417 967 621

Principal's Maze – Term 2 Week 3

Below is a maze that you can navigate, if you are looking for more work or activities to do during home learning. Please make sure you've completed all of your work from your teacher FIRST, before doing any tasks from the maze. There is a mixture of ICT, online, family and literacy activities.

Start from the top left-hand corner. You can choose from either activity (the one on the right or the one below). After you have chosen that activity and completed it, then choose another activity from an adjoining box. Try get from the top left-hand top box (that says START HERE) and finish in the right-hand bottom box (that says FINISH HERE).

<p>START HERE</p> 	<p>A H N U R C R I E</p> <p>Write as many words as you can, using only the letters provided above. You can only use each letter once!</p> <p>There is also one nine-letter word that can be made from this combination.</p>	<p>Sudoku is a great way to practice your mathematical ability. Younger students might like to do this with a family member.</p> <p style="text-align: center;">Here is the puzzle. Good luck!</p> <table border="1" style="margin: auto; border-collapse: collapse; text-align: center;"> <tbody> <tr><td>7</td><td></td><td>6</td><td></td><td>4</td></tr> <tr><td>1</td><td></td><td>7</td><td>5</td><td></td></tr> <tr><td>6</td><td>8</td><td>4</td><td>7</td><td>2</td></tr> <tr><td>3</td><td>2</td><td>8</td><td></td><td>1</td></tr> <tr><td>8</td><td>5</td><td>1</td><td>4</td><td>7</td></tr> <tr><td></td><td>4</td><td></td><td>6</td><td>5</td><td>3</td></tr> <tr><td>5</td><td>6</td><td>2</td><td>3</td><td>9</td></tr> <tr><td></td><td></td><td>7</td><td>5</td><td>6</td></tr> <tr><td>3</td><td></td><td></td><td>6</td><td></td><td>4</td></tr> </tbody> </table>	7		6		4	1		7	5		6	8	4	7	2	3	2	8		1	8	5	1	4	7		4		6	5	3	5	6	2	3	9			7	5	6	3			6		4	<p>STARTS WITH ... (need a partner for this game)</p> <p>Ask a partner to pick a random letter of the alphabet and as quickly as you can, you need to think of:</p> <p>A science word A town or city A name</p>	 <p>Watch a movie and write a short review. Remember, in a movie review you provide your opinion of the movie! Don't just recount all of the events!</p>
7		6		4																																															
1		7	5																																																
6	8	4	7	2																																															
3	2	8		1																																															
8	5	1	4	7																																															
	4		6	5	3																																														
5	6	2	3	9																																															
		7	5	6																																															
3			6		4																																														
 <p>Read your current book for fifteen minutes (or until the next chapter). Draw the setting of the chapter. Where is this chapter taking place?</p>	 <p>P-2: What are the key words that describe your favourite season?</p> <p>3-6: Write a song or poem about your favourite season!</p>	 <p>Grab a jacket and head outside to watch the sun go down and search for the first stars you see! Do you know any stars by name?</p>	<p>SUPERHERO CHALLENGE</p> <p>Imagine that a superhero was trying to defeat a villain. The villain is a unicorn who can fly.</p> <p>DRAW or DESCRIBE the superhero that could beat the villain. What special powers might he or she need?</p>	<p>PE ALPHABET (#1)</p> <p>Use the Alphabet PE resource to spell your last name to complete ten activities of each card.</p> <p>For example, if you name starts with A, do the A activity ten times.</p>																																															
 <p><i>History Hunters</i> is a show that is on ABCME on Wednesdays & Thursdays that begin just after 10:30am. Watch one and take notes on the important information.</p>	 <p>Use a device to research one endangered animal.</p> <p>Why is it endangered? Where does this animal live?</p>	 <p>Roll two dice. Add them together. Record the total. Do this 50 times.</p> <p>Is there a pattern to the numbers you get?</p>	 <p>Take a camera, phone or iPad on a photo walk.</p> <p>Take a photo of anything that is interesting, different or beautiful.</p>	<p>N A T D U V R E E</p> <p>Write as many words as you can, using only the letters provided above. You can only use each letter once!</p> <p>There is also one nine-letter word that can be made from this combination.</p>																																															
 <p>Write a short story about something that happened last week.</p>	 <p>Draw a robot that could help you with tasks.</p>	 <p>Journal your week.</p> <p>How has it been different to a normal week?</p> <p>Are there things that you miss?</p> <p>How are you feeling?</p>	 <p>Do something nice for someone else.</p> <p>OR</p> <p>Ask someone else what they would like to do.</p>	<p>FINISH HERE</p> 